

The Stables Independent School Newsletter



5th June
2026

Part of the
National Year of Reading 2026

GO
ALL
IN.



01692 581467
07786 376046

A message from Mrs Porter

Welcome back to school. June is Pride Month.

Many people and communities celebrate kindness, respect and acceptance of people for who they are during June. Across the UK and around the world, special events take place to help people feel included and welcome. At our school we understand the importance of making people feel welcome. It can make people feel safer, happier and more confident.

Communities are strongest when people include, support and understand one another.

Pride Month also highlights important British Values such as "Individual Liberty", "Rule of Law", "Democracy", and "Mutual Respect and Tolerance"; it also highlights the protected characteristic of "who people love" as part of the Equality Act.



Dates for your diary

- ◆ 19th - 21st - Get Together Clean Up
- ◆ 23rd June - after school BBQ & games
- ◆ 25th June - Royal Norfolk Show
- ◆ 30th June - Sports Day (1st July reserve date in case of rain)
- ◆ 10th July - Stablestock II (carers and parents welcome)
- ◆ 13th - 17th July - transition week
- ◆ 15th July - Beach day at Mundesley
- ◆ 17th July - Last day of term finishing at the earlier time of 13:00

Contact Mrs Gibson in the office for your child's ticket for the 25th June!
Limited adult tickets available!



TAKEHOME



Why do people celebrate different things in different ways?



In the news this week

This week, people in the UK and across the world are celebrating Eid al-Adha. Families and communities will come together to pray, share meals, and give to those in need, with celebrations taking place in many different ways. The festival is a time to reflect on kindness, generosity, and the importance of helping others.

Things to talk about at home ...

- What celebrations are important in your family? Why?
- Have you ever learned about a celebration that is different from your own? If so, which?
- Why do you think people enjoy celebrating together?
- What are some ways we can show respect for other people's traditions?

Please note any interesting thoughts or comments

Share your thoughts and read the opinions of others

www.picture-news.co.uk/discuss



Work of the Week



Well done to **Finley** and **Tyla** for working brilliantly together in maths, helping each other and having lots of great discussions to reach the correct answers! **WOW!**



This week's work of the week goes to **TJJ** for his efforts in doing joined up handwriting! **WOW!**



Well done to **Caleb** for creating some amazing abstract art work! **WOW!**



Michael is Foxes worker of the week for his excellent independent work in English! **WOW!**



Well done to **Luke** for designing and building a home for his toy snake! **WOW!**


HOMEWORK HEROES!



This week, Otters class members, **Ben, Caleb** and **TJ** handed in some brilliant homework! Well done, boys!

House Points - Week 1

Mr Howley's Red Team take the lead in the first week of Summer Term 2! Well done to Troy, TJH, Hayden, Lucas and Caleb!



Star of the Week

Keira

Well done to this week's Star, our Fox cub, Keira! Your tracker is your best one so far and looks like a field of green grass! Fantastic effort! We're very proud of you!



Allergy Awareness

From September, there will be new statutory rules for schools around allergies. With this in mind, we'd like to remind you that we are an

Allergy Aware School.

This means we kindly request that you do not provide your child with any products containing ground nuts or peanuts, such as cereal bars and Nutella, for snacks or lunch. No food stuffs of any kind are to be eaten in the school vehicles at any time.

Thank you for helping to keep everyone safe in our school.

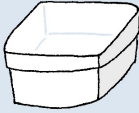
30 days wild in June!

How to build a mini wildlife pond




You will need:


- a watertight container*




- old bricks, rocks and pebbles



- pond plants



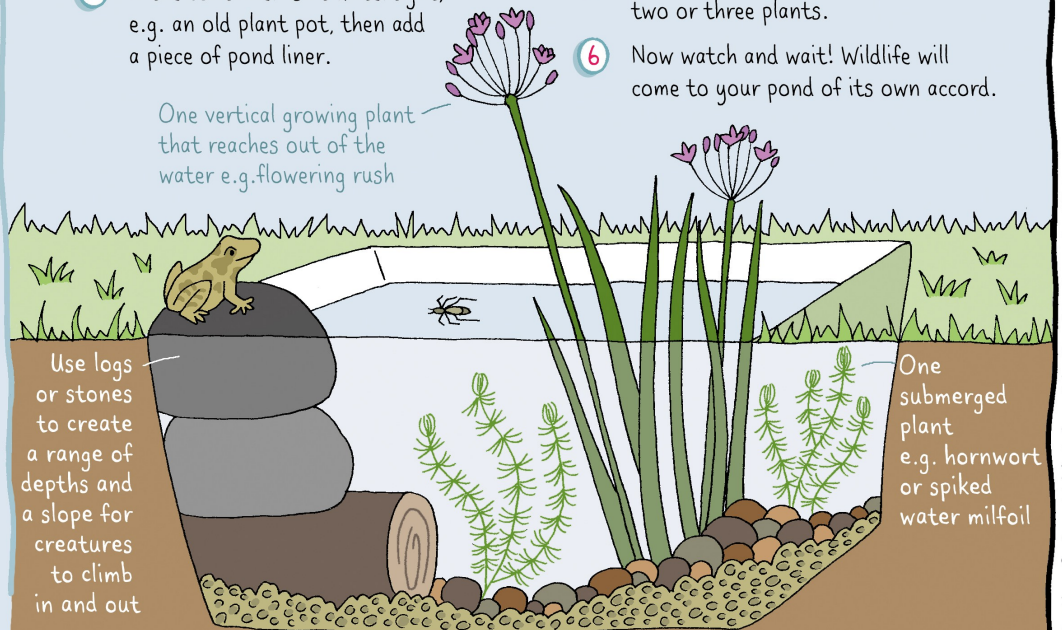
- spade



* Is there anything that you can upcycle? It could be an old washing-up bowl, sink or even a plant pot. Aim for 20-30cm deep.

- 1 Choose a spot. Your pond will need light, but not full sunlight all day. You can dig a hole and sink your container, or just have it sitting on top.
- 2 If the container isn't watertight, e.g. an old plant pot, then add a piece of pond liner.
- 3 Add a layer of gravel and rocks.
- 4 Fill your pond with rainwater (tap water contains chemicals).
- 5 Start planting... you only need two or three plants.
- 6 Now watch and wait! Wildlife will come to your pond of its own accord.

One vertical growing plant that reaches out of the water e.g. flowering rush



www.wildlifewatch.org.uk

Don't introduce frogs, fish or even water from another pond as this can spread disease.

SAFER SCHOOL RUN REMINDER!

In September 2024 we signed up to the Safe School Run Pledge. We made improvements to our car park, including a new visitors' car park to reduce the number of cars driving close to the school. We banned cars from driving up to the school gate and built a new pathway for the children to safely walk in to school, along the school field. We have a barrier across the school car park to stop cars from driving into the school car park during the school day, and to slow delivery vehicles down.

REMEMBER:

ALWAYS hold your child's hand or ensure they walk sensibly beside you. **NO** running across the driveway.

School starts at 08:45. **ALWAYS** wait at the school gate for school staff to let you in when they have finished morning briefing.

DO NOT let yourself into school. Children must be handed over to a member of school staff, to check they have everything they need for their day.



Name _____



Win a prize! Colour in the bug-filled picture above (you can add some extra minibeasts if you would like to)! Bring your finished masterpiece to school office on Monday to show Mrs Gibson!



Draw your favourite insect below...

